





TMS		POV Hat 2		CMS	
M 1	TMS FW		CMS-Z		
	TMS L	TMS R	CMS L	CMS R	
	TMS AFT		CMS AFT		
M 2					
					
M 3					
					

DMS		POV Hat 1		TRIM	
M 1	DMS FW		NS DWN		
	DMS L	DMS R	LW DWN	RW DWN	
	DMS AFT		NS UP		
M 2					
M 3					

M 1	FLAPS UP	GEAR	SPDBR DPL
	FLAPS DWN	NWS	SPDBR RET
M 2	SAME		
M 3			

M 1	FLAPS UP	GEAR	SPDBR DPL
	FLAPS DWN	NWS	SPDBR RET
M 2	SAME		
M 3			

Toggle 1-6
Standard

Toggle 1-6
Switched

Fire "Safe"

M 1	EJECT
M 2	WEAPON RELEASE
M 3	

Fire C

M 1	TEAMSPK MIC
M 2	
M 3	

Trigger

M 1	WHEEL BRAKE	NWS
M 2	TRIGGER 1	
M 3		

Second Trigger

M 1	NONE
M 2	TRIGGER 2
M 3	



Mode Switch

M 1	NAV/GND
M 2	A-G/A-A
M 3	

Fire A

M 1	MASTER	TO TRIM
M 2		
M 3		

Fire B

M 1	CMS FW	RST TRIM
M 2		
M 3		

Pinkie Switch

M 1	SHIFT
M 2	
M 3	

Fire C must be set as Push-to-talk
button in Teamspeak

DCS A-10C

Wheel Mouse Button 2

M 1	Click	PINKY CNT
Roll	Up	PINKY AFT
Roll	Dn	PINKY FWD
M 2	Click	SAME
	Up	
	Dn	
M 3	Click	
	Up	
	Dn	

SLEW POV Hat 3 COOLIE

	SLEW UP	COOL UP		
M 1	SLEW L	SLEW R	COOL L	COOL R
	SLEW DWN	COOL DWN		
M 2				
M 3				

Fire E

M 1		
M 2	MIC FW (VHF 1)	BOAT FW
M 3		

Rotary 2

M 1		
M 2	NONE	NONE
M 3		

Fire D

M 1		
M 2	MIC DWN (UHF)	BOAT CNT
M 3		

TARS/Radio shortcuts must match shortcuts in TARS control Panel



Precision Slider

M 1		
M 2	WHEEL BRAKE	
M 3	(Must be set in DCS)	

Mouse Button 1

M 1		
M 2	AP TOGGLE	
M 3		

Clutch Fixed

M 1		
M 2	MIC AFT (VHF 2)	BOAT AFT
M 3		

Rotary 1

M 1		
M 2	NONE	NONE
M 3		

Clutch Button Latch must be switched off in Control Panel

DCS A-10C